

Champlin Marketplace

Champlin, MN

Demographic Summary Report

2020 Census, 2025 Estimates & 2030 Projections

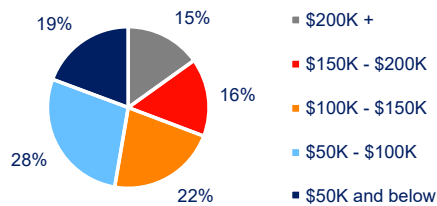
Source: Synergos Technologies, Inc

Current Year Demographics	1-Mile Radius	3-Mile Radius	5-Mile Radius	10-Min Drive
Current Population	8,370	64,815	176,141	111,461
Total Daytime Population	5,352	81,903	211,438	162,321
Workplace Population	1,918	28,570	73,070	57,185
Average Household Income	\$141,476	\$125,911	\$127,365	\$130,710
Median Household Income	\$124,033	\$105,664	\$104,709	\$110,088
Total Households	3,131	24,646	65,943	41,274
Median Home Value	\$376,189	\$376,534	\$368,838	\$381,590
College (4+)	42.2%	33.8%	35.5%	36.4%
Total Consumer Spending/Capita (Weekly)	\$541	\$525	\$521	\$527
% of Households with Children	32.4%	27.4%	29.1%	29.7%

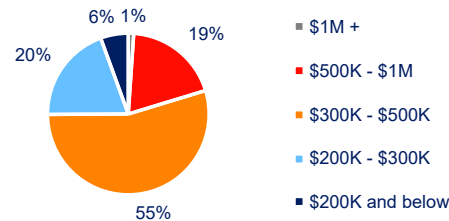
2030 Demographic Projections

Projected Population	8,743	67,667	184,308	117,270
Projected Annual Growth Rate	0.9%	0.9%	0.9%	1.0%
Projected Total Growth Rate (5-Yr)	4.4%	4.4%	4.6%	5.2%

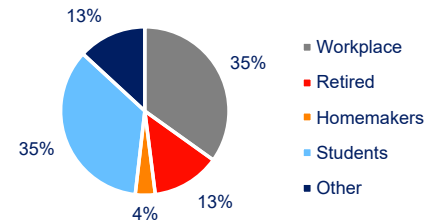
3-Mile Radius Section Detail



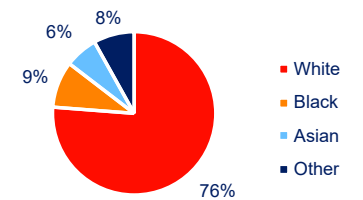
Household Income



Home Value



Daytime Population



Hispanic Origin: 3.3%

Race

